


March 2012



Spring is on the way!

In this issue...

Aero Shortcuts

Glogster

Mini-Workshops

Live Binder Updates

Media Literacy Grant

Group Webinar

Digital Citizenship

It's All about Windows 7

Aero Shortcuts

By Michele Smail

Have you ever wondered what those two mysterious windows buttons (lower row) on your keyboard do? There's two of them...they must be somewhat important. Give this a try...

Click the  **[Windows]** button + the **[Spacebar]**

When you hit these two buttons together it makes all open windows transparent to view gadgets and icons on your desktop. Now, try some of these other cool shortcuts...

[Windows] + [D]

Show or hide your desktop

[Windows] + [Home] (Aero Shake)

Minimize all but selected window

[Windows] + [Left Arrow] (Aero Snap)

Move selected window to the left

[Windows] + [Right Arrow] (Aero Snap)

Move selected window to the right

[Windows] + [Up Arrow]

Maximizes a window

[Windows] + [Down Arrow]

Minimizes a window

[Windows] + [Tab] (Aero Flip)

Launch a 3D representation of open windows and click the tab key to flip through them. Let go of the buttons to return to your screen.

[Windows] + [L]


Quick Log out

March 2012

Fox Meadow Students Create Interactive Online Posters



Fox Meadow High School celebrated Black History month by holding a school wide celebration. Students created poster boards, read poetry, and presented information about famous African Americans. Marianne Rodriguez helped her students create interactive online posters using [Glogster](#). Each poster outlined the life of a famous African American mathematician. [Glogster](#) allows students to take information and bring it to life through the use of multimedia, such as texts, photos, videos, graphics, drawings, data attachments and more. It's a great platform for the creative expression of knowledge and skills...in any subject area! Check out these Glogs that Marianne's students created...



[David Blackwell](#)



[Benjamin Banneker](#)

∞ A special thank you to Stacey Chiarella for organizing this great event! ∞

Mini-Workshops

Would you like to learn more about a certain web tool? If so, a "mini-workshop" can be set up. These voluntary workshops are approximately 30 minutes long and will be scheduled to take place directly after your students dismiss for the day. If you're interested in learning new ways to infuse technology into your classroom, please fill out this [Mini-Workshop Form](#).

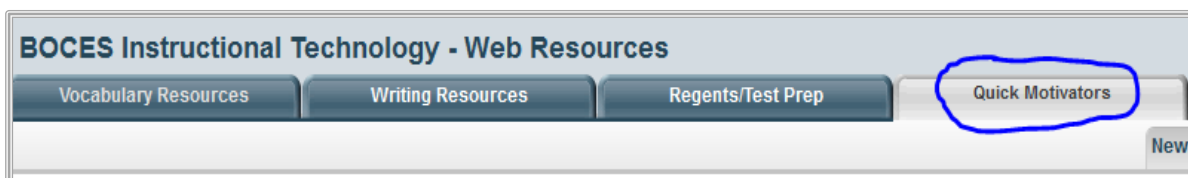
March 2012

Live Binder Updates

Please check out some of the resources that your colleagues have found useful. If you have any resources you'd like to contribute to the Live Binder, you can submit them via this form...[Web Resource Submission](#).

[BOCES Instructional Technology Live Binder](#)

Password: BOCES



Media Literacy Grant

The New York State Educational Media/Technology Association provides an annual Media/Technology development grant in the amount of **\$1,000** for certified teachers in New York State who are working with K-12 students on media literacy. Media Literacy is defined as the ability to comprehend, design, and produce media. It includes critical thinking skills used to evaluate and analyze information in a variety of formats. Media Literacy is essential to be able to distinguish between fact and fiction.

The purposes of the grant are to:

- Support educators who provide resources and services that correlate to state and national learning standards for instructional excellence promoting media literacy.
- To provide funds for research projects or demonstration projects that can be replicated in other areas across the state and nation.

Examples include:

- A film literacy course held after school
- Learning about the effective creation and use of media in student work
- Using video effectively in your lesson plans

Click for [Grant Application](#) - Deadline May 25, 2012

March 2012

Group Webinar Opportunity

Creating Presentations that Don't Put People to Sleep

Date: Thursday, March 29th
Time: 2:30 – 4:00
Location: School Services Building – CIS Conference Room
Cost: \$10 (Professional Library Members)
\$15 (Non-members)

Description:

Learn how to banish that barrage of yawns, whether presenting to patrons, staff, or the board of directors. The always engaging Maurice Coleman will show you how to craft presentations that are memorable for the right reasons.

For more information, contact Kathy Friedlander at 914.248.2391 or krfriedlander@pnwboces.org.

Thank you...

A special thank you to Jessica Vitetta, a student in Aaron Armisto's Computer Graphics class, for creating the newsletter logo this month.

April's Instructional Technology Theme

∞ Digital Citizenship ∞

Digital Citizenship is a holistic and positive approach to helping children learn how to be safe and secure, as well as smart and effective participants in a digital world. That means helping them understand their rights and responsibilities, recognize the benefits and risks, and realize the personal and ethical implications of their actions. Helping a child become a good digital citizen cuts across all curricular disciplines and includes knowledge, awareness, and skills in nine areas...

The Nine Elements of Digital Citizenship

- | | |
|--------------------------|--|
| 1. Digital Access | 6. Digital Law |
| 2. Digital Commerce | 7. Digital Rights and Responsibilities |
| 3. Digital Communication | 8. Digital Health & Wellness |
| 4. Digital Literacy | 9. Digital Security |
| 5. Digital Etiquette | |

Please use this [Web Resource Form](#) to share the Digital Citizenship resources you come across. Your contributions are much appreciated and will be added to the [Live Binder](#) for future reference.